

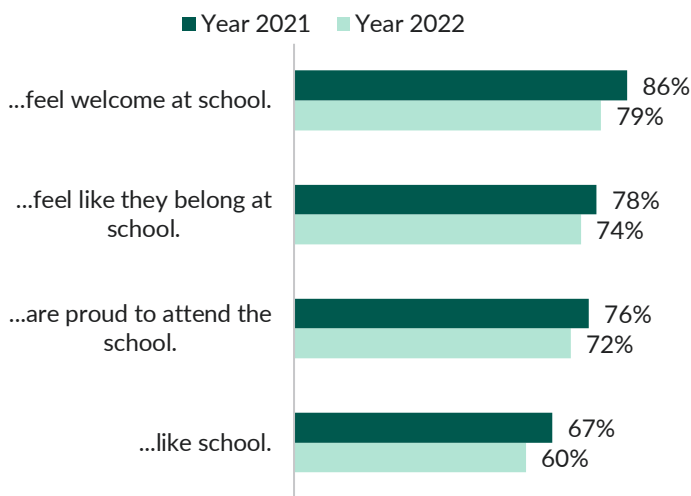
In the springs of 2021 and 2022, Cape Henlopen School District (CHSD) partnered with Hanover Research to administer an online Culture and Climate Survey to students (grades 3-12), staff members, and parents to gather perceptions and experiences with school and district culture and climate. In total, 4,323 and 3,127 respondents participated in the 2021 and 2022 surveys, respectively. This infographic provides a summary of key findings and recommendations based on the 2022 survey results for each of the main survey themes. In addition, the infographic compares these results with the prior year's results.

KEY FINDINGS AND RECOMMENDATIONS

SCHOOL ENVIRONMENT & STUDENT ENGAGEMENT

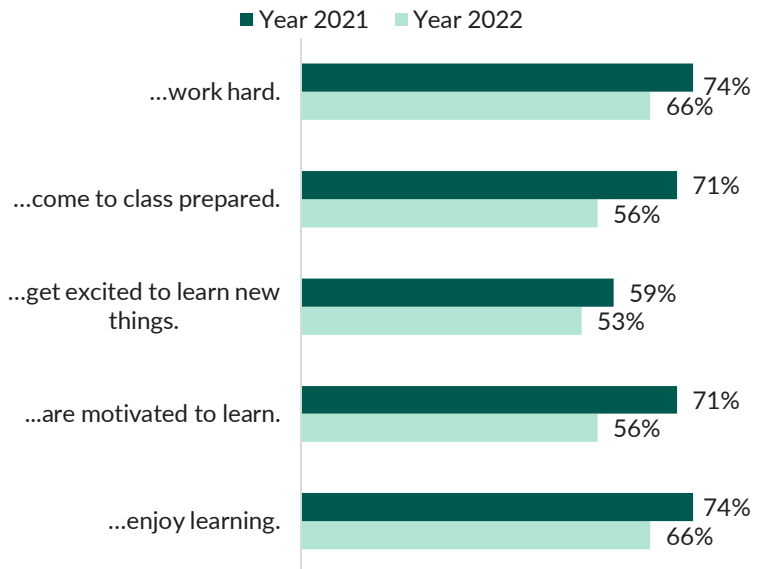
Most survey respondents perceive their school environment positively. However, compared to 2021, respondents in the current year indicate lower agreement on positive school environment statements.

Students at my [child's] school...
% Agree + % Strongly Agree



Student motivation and engagement continues to be an area for improvement. In 2022, students express significantly less agreement on most of the student motivation and engagement topics than staff members.

Most students at my school
% Agree + % Strongly Agree



75%

of student respondents agree that they feel welcome at school.



50%

of students agree that most students at their schools are motivated to learn.



86%

of parent respondents agree that students feel welcome at school.



61%


of staff members agree that most students at their schools come to class prepared.




Recommendation: Ensure students feel academically supported, motivated, and appropriately challenged.

STAFF AND LEADER COMMUNICATION


Most parents perceive school staff communications positively. Decision-making transparency improved significantly from 2021 but remains an area for improvement for CHSD.

 **78%** of parents agree the district responds to questions and effectively communicates with them.

 **67%** of parents report that the district is transparent with them about district decision-making.

Staff members report having positive relationships with students and other staff members. This continues to be an area of strength for CHSD.

 **98%** of staff members report having positive relationships with students.

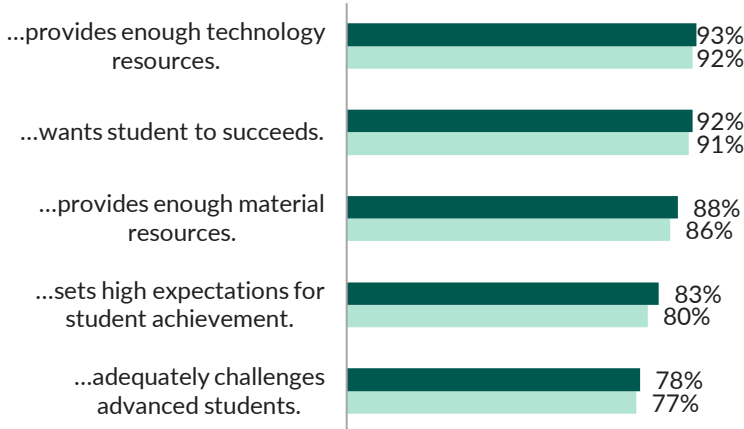
 **97%** of staff members report having positive relationships with other staff members.

SUPPORT FROM SCHOOL

The majority of stakeholders agree that their school provides enough technology resources and wants students to succeed. Compared to other areas, fewer stakeholders affirm that their school adequately challenges advanced students.

My [child's] school...
% Agree + % Strongly Agree

■ Year 2021 ■ Year 2022



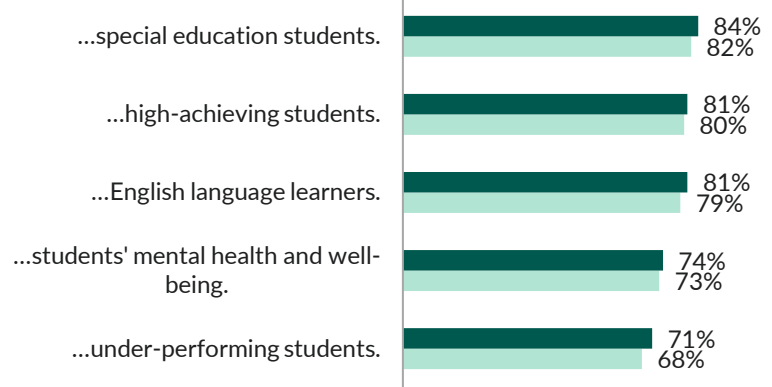
SUPPORT FOR SPECIAL POPULATIONS

Most stakeholders agree that their school provides enough resources and support for various special populations. However, relatively fewer stakeholders affirm adequate support for under-performing students and students' mental health and well-being.


My [child's] school/ district provides enough resources and support for...


% Agree + % Strongly Agree

■ Year 2021 ■ Year 2022





STUDENT DEVELOPMENT

 **67%** of respondents agree that schools prepare students for college.

 **64%** of respondents agree that schools prepare students for a career.

SOCIAL EMOTIONAL SKILLS

 **76%** of respondents agree that the school/district develops students' ability to collaborate with others.

 **58%** of respondents agree that the school/district develops students' ability to manage emotions.

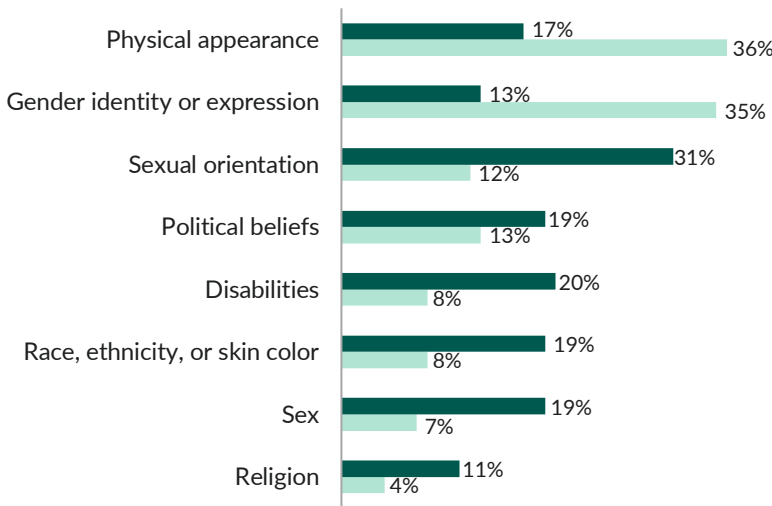
 **Recommendation: Continue improving decision-making transparency at both district and school level.**

HARASSMENT OR BULLYING

In general, 2022 students report higher frequency of experience of harassment or bullying based on their identity characteristics than in 2021. The largest increase pertains to physical appearance, and gender identity or expression.

How frequently do students within your school experience harassment or bullying based on their:
% Almost daily or a few times a week

■ Year 2021 ■ Year 2022



CULTURALLY-RESPONSIVE PRACTICES



47%

of staff members feel prepared to incorporate materials and practices that are relevant to students' cultures and experiences into their daily work.



77%

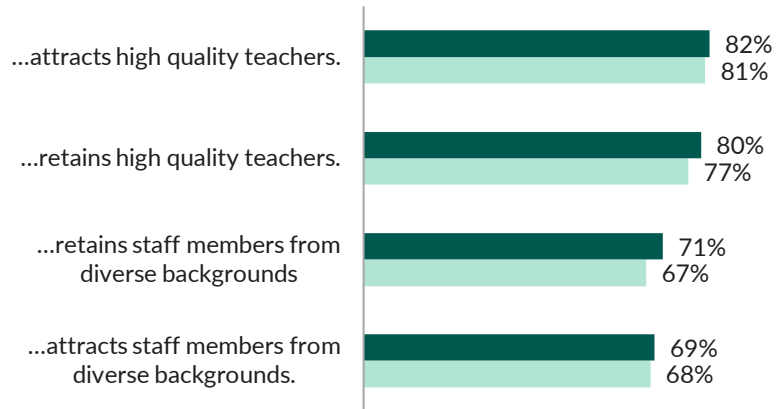
of parents are satisfied with the schools' support for students from diverse backgrounds.

STAFF RETENTION AND RECRUITMENT

Stakeholders continue to believe that CHSD attracts and retains high quality teachers. For 2022, slightly more parents than staff members agree that the district retains and attracts staff members from diverse backgrounds

The district...
% Agree + % Strongly Agree

■ Year 2021 ■ Year 2022



71%

of parents agree that the district retains staff members from diverse backgrounds.



64%

of staff members agree that the district retains staff members from diverse backgrounds.

Recommendation: Reduce instances of bullying and harassment and increase awareness of anti-bullying initiatives.

SURVEY RESPONDENTS

TOTAL RESPONSES 2021: 4,323

TOTAL RESPONSES 2022: 3,127

