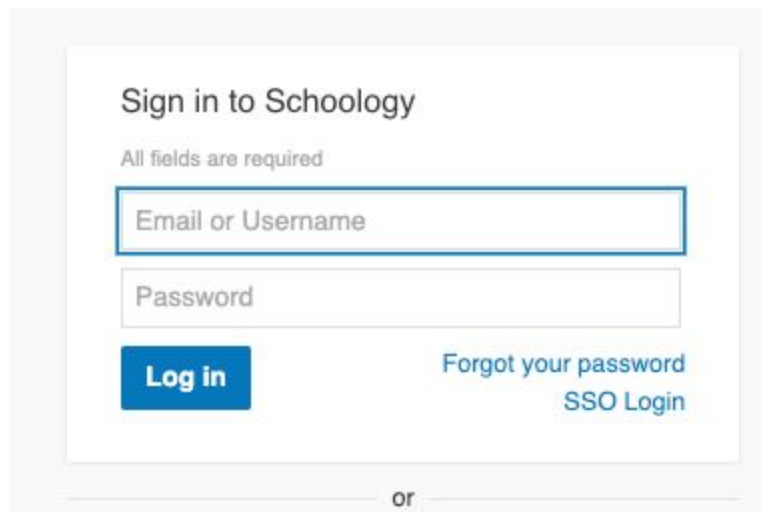


How to Login to Schoology from a Web Browser

Go to Schoology.com

Click Login.

A screenshot of the 'Sign in to Schoology' login form. The form is white with a blue border. It contains the following elements: the title 'Sign in to Schoology', a note 'All fields are required', an input field for 'Email or Username', an input field for 'Password', a blue 'Log in' button, and links for 'Forgot your password' and 'SSO Login'. At the bottom, there is an 'or' separator.

For students:

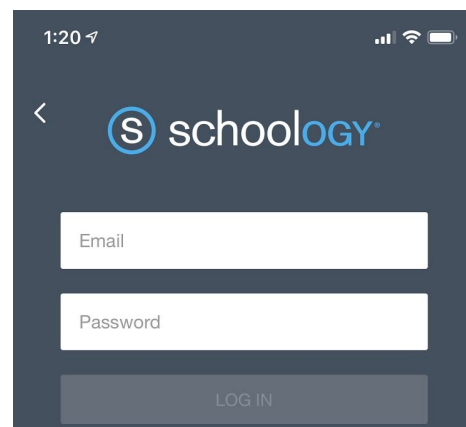
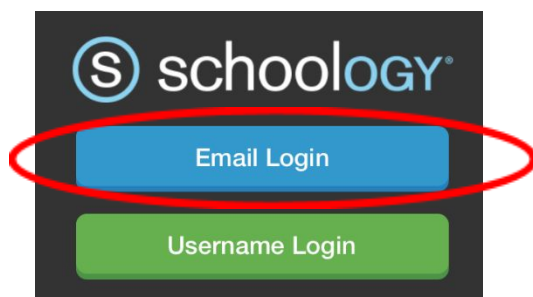
Username: firstname.lastname@cape.k12.de.us

PSWD: Your ID number

How to Login to Schoology using the Mobile app (iPad or Phone).

Install the Schoology Mobile App. Launch the app.

Click Email Login.



Some powerful things your students can do with Schoology:

Access Course Materials

Get Updates from Teachers

Submit an Assignment

Participate in a Discussion

Take a Quiz/Test